

STRATEGIC BOND

PREFERENCE & BOND

FIXED INTEREST MONTHLY INCOME

JANUS HENDERSON STRATEGIC FIXED INCOME RANGE

The Janus Henderson Strategic Fixed Income Team manages three OEIC funds based on a successful approach that has been implemented for more than a decade. The funds utilise the same underlying investment approach and broad investment toolkit to provide distinct outcomes to meet the different needs of investors.

- **£60 BILLION** OF FIXED INCOME ASSETS UNDER MANAGEMENT FIRM-WIDE
- **106** FIXED INCOME SPECIALISTS
- COVERAGE ACROSS THE **FULL RANGE** OF **FIXED INCOME ASSET CLASSES**, INCLUDING GOVERNMENT DEBT, SECURED ASSETS, CORPORATE DEBT AND DERIVATIVE INSTRUMENTS

FUNDS AT A GLANCE

STRATEGIC BOND



- **Genuine strategic bond fund** – allocates across the entire spectrum of fixed income assets
- **Importantly, no income constraints** – giving more flexibility in preserving capital (eg, more hedging via credit derivatives/interest rate futures or high levels of cash in a downturn)
- **Through the cycle investing** – one of few strategic bond funds launched before the financial crisis and tested through various market conditions. The team took over the fund in 2003
- **Flexible and dynamic asset allocation** – the fund has the potential to deliver returns in all market conditions

PREFERENCE & BOND




- **Focus on income and capital preservation** – invests in higher yielding assets across all fixed income sectors with an emphasis on reliable income generation, aiming for a high to medium level of income, typically higher than a fund solely investing in corporate bonds
- **Near 40-year track record** – launched in October 1978, this is one of the UK's oldest fixed income funds
- **A hybrid fund focusing on quarterly income, with an eye on capital preservation** – a more flexible income remit than the monthly income fund

FIXED INTEREST MONTHLY INCOME


















- **Seeking a smooth and high level of income** – the fund has historically been able to deliver a relatively high level of income in a consistent, reliable and sustainable manner. However, the focus on income leaves less room for defensive strategies
- **Monthly income** – this is a rare feature among peers with most funds paying income quarterly. The team took over management in 2011 introducing a new and more conservative income strategy
- **Specialist experience** – Co-Manager Nicholas Ware is an expert in high yield and loans investing

In a bull market, all three funds will look and act very much alike. In a bear market, Strategic Bond, with no income constraints, has a greater ability to preserve capital.



KEY FACTS

| Fund | STRATEGIC BOND  | PREFERENCE & BOND  | FIXED INTEREST MONTHLY INCOME  |
|-----------------------------|---|---|---|
| Rating |     |     |     |
| Distribution yield (I Inc)* | 2.4% | 3.8% | 4.3% |
| Underlying yield (I Inc)* | 1.8% | 3.2% | 3.7% |
| Aim | Total return | Income & capital preservation | Income |
| Distribution frequency | Quarterly | Quarterly | Monthly |
| May be suitable for | Investors seeking unconstrained fixed income exposure with a focus on total returns | Income-seeking investors approaching retirement with a focus on quarterly income and total returns throughout the economic cycle | Investors seeking 'salary-like' monthly income payments. Popular with many clients in retirement |
| UCITS | Yes | Yes | Yes |
| Peer group benchmark | IA Sterling Strategic Bond | IA Sterling Strategic Bond | IA Sterling Strategic Bond |
| Peer group usage | Comparator | Comparator | Comparator |
| Peer group description | The Investment Association (IA) groups funds with similar geographic and/or investment remit into sectors. The fund's ranking within the sector (as calculated by a number of data providers) can be a useful performance comparison against other funds with similar aims. | | |

Morningstar Rating as of 30-09-19 © 2019 Morningstar, Inc. All rights reserved. the information contain herein: (1) is proprietary to Morningstar and/or its content providers; (2) any not be copied or distributed; and (3) is not warranted to accurate, complete or timely. Neither Morningstar nor its content providers are responsible for any damages or losses arising from any use of this information. All information is referencing the I Inc Share Class unless otherwise stated. *Yields are shown net except for bonds which are shown gross. The Distribution Yield reflects the amounts that may be expected to be distributed over the next 12 months as a percentage of the mid-market share price of the fund in the shown date. The Underlying Yield reflects the annualised income net of expenses of the fund (calculated in accordance with relevant accounting standards) as a percentage of the mid-market share price of the fund. The Distribution and Underlying Yields are based on a snapshot of the portfolio on that day. The yields do not include any preliminary charge and investors may be subject to tax on distributions. The Distribution Yield may be higher than the Underlying. This is because the fund may distribute coupon income. This has the effect of increasing the distributions for the year and constraining the fund's capital performance to an equivalent extent.

The yields generated may rise or fall as a consequence of economic market conditions and are not guaranteed. Past performance is not a guide to future performance.

FUND MANAGERS



John Pattullo
Portfolio Manager, Co-Head of Strategic Fixed Income

John Pattullo is Co-Head of Strategic Fixed Income at Janus Henderson Investors.

He has 26 years of financial industry experience.



Jenna Barnard
Portfolio Manager, Co-Head of Strategic Fixed Income

Jenna Barnard is Co-Head of Strategic Fixed Income at Janus Henderson Investors, a position she has held since 2015.

She has 18 years of financial industry experience.



Nicholas Ware
Portfolio Manager, Director of Strategic Fixed Income

Nicholas Ware is a Portfolio Manager at Janus Henderson Investors, a position he has held since 2018.

He has 21 years of financial industry experience.



Rebecca Young
Portfolio Manager, Associate Director

Joined Henderson in 2009.

She has 10 years of financial industry experience.

Contact us

General enquiries: 0207 818 2839

Email: sales.support@janushenderson.com

Website: janushenderson.com

Janus Henderson
—KNOWLEDGE. SHARED—

Important Information

All data sourced from Janus Henderson Investors (as at 30 September), unless otherwise stated. This document is intended solely for the use of professionals, defined as Eligible Counterparties or Professional Clients, and is not for general public distribution. Past performance is not a guide to future performance. The value of an investment and the income from it can fall as well as rise and you may not get back the amount originally invested. Tax assumptions and reliefs depend upon an investor's particular circumstances and may change if those circumstances or the law change. If you invest through a third party provider you are advised to consult them directly as charges, performance and terms and conditions may differ materially. Nothing in this document is intended to or should be construed as advice. This document is not a recommendation to sell or purchase any investment. It does not form part of any contract for the sale or purchase of any investment. Any investment application will be made solely on the basis of the information contained in the Prospectus (including all relevant covering documents), which will contain investment restrictions. This document is intended as a summary only and potential investors must read the prospectus, and where relevant, the key investor information document before investing. We may record telephone calls for our mutual protection, to improve customer service and for regulatory record keeping purposes.

Issued in Europe by Janus Henderson Investors. Janus Henderson Investors is the name under which investment products and services are provided by Janus Capital International Limited (reg no. 3594615), Henderson Global Investors Limited (reg. no. 906355), Henderson Investment Funds Limited (reg. no. 2678531), AlphaGen Capital Limited (reg. no. 962757), Henderson Equity Partners Limited (reg. no. 2606646), (each registered in England and Wales at 201 Bishopsgate, London EC2M 3AE and regulated by the Financial Conduct Authority) and Henderson Management S.A. (reg. no. B22848 at 2 Rue de Bitbourg, L-1273, Luxembourg and regulated by the Commission de Surveillance du Secteur Financier). Janus Henderson is a trademark of Janus Henderson Group plc or one of its subsidiaries. © Janus Henderson Group plc. CCAT1076/1219